



## Bach-Evo Countertop Extractor

Version

520mm—Black Glass—AMF13

**CAN'T BE USED WITH A GAS HOB**



### FEATURES

**Black Glass**  
**Touch Control**  
**0.66 Litre Collection Channel**  
**New Filter System**

### TECHNICAL FEATURES

**Installation Type**  
 Countertop

**Dimensions**  
 520mm

**Finish**  
 Black Glass

**Motor**  
 AMF13—252-483m<sup>3</sup>/h

**Type of Control**  
 Touch Control

**Speed Settings**  
 4

**Lighting**  
 None

**Filter**  
 Metallic Filter—10x325x120

### PACKAGING

**Net Weight**  
 8kg

**Volume**  
 0.09m<sup>3</sup>

**Packaging Size**  
 Length - 790mm  
 Height - 340mm  
 Depth - 370mm

### CONSUMPTION AND CONNECTION FEATURES

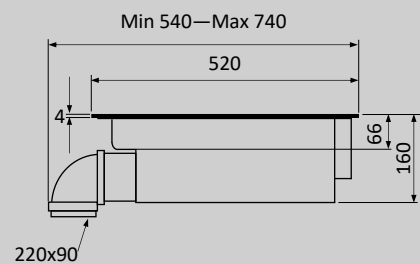
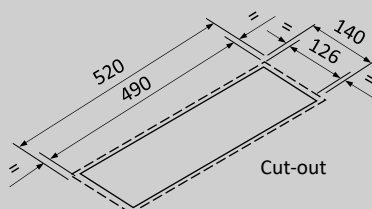
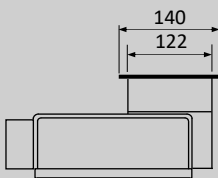
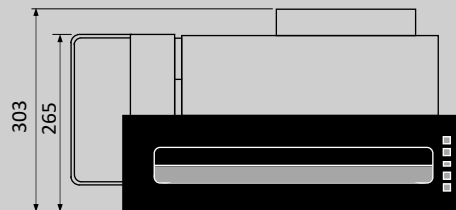
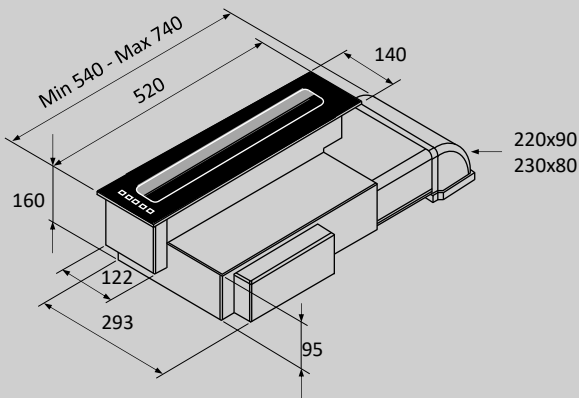
**Maximum Consumption**  
 190W

**Current**  
 3A Max

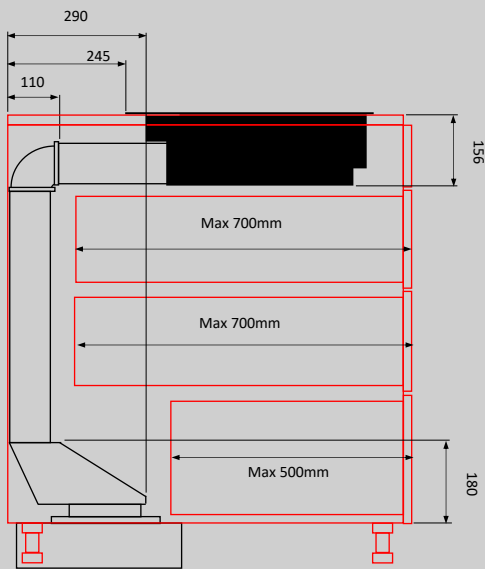
**Voltage**  
 220-240V

### Motor Technical Data

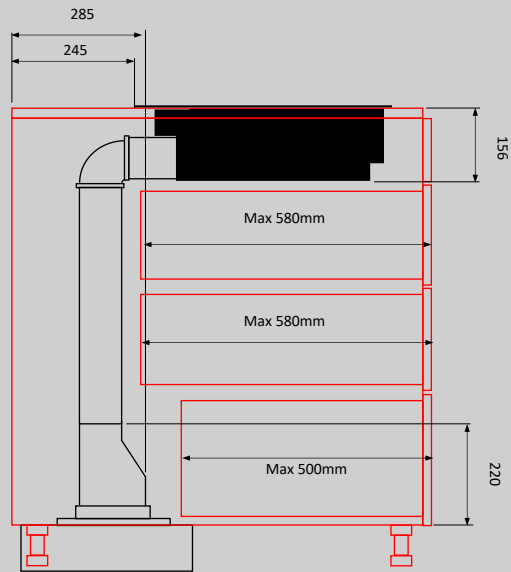
Motor	AMF13 Plinth Motor
Airflow m <sup>3</sup> /h	252-483
Pressure Pa	730
Noise dB	61-72
Power W	190
Outlet Width mm	220x90
Energy Class	B



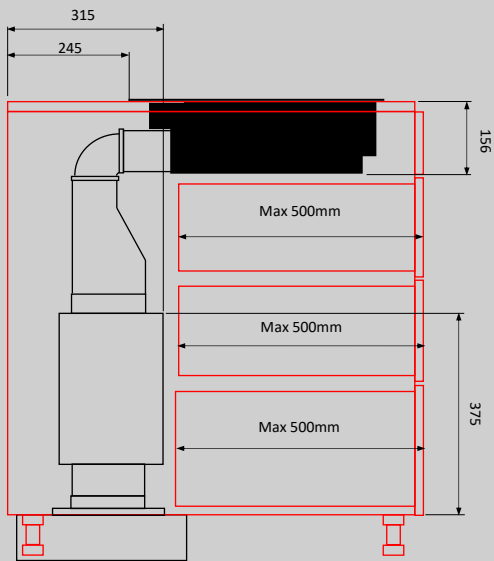
Bach-EVO 520 with F-VRO (Minimum 825mm depth cupboard):



Bach-EVO 520 with F-VRO & F-EST (Minimum 825mm depth cupboard):



Bach-EVO 520 with F-EST & KSIL (Minimum 825mm depth cupboard):



Bach-EVO 520 with KSIL (Minimum 825mm depth cupboard):

