

Combiflow 800 One Piece Hob & Extractor

Version

800mm – Black Glass – H800



FEATURES

Black Glass
Touch Control
Child Lock Function
Bridge Function
Timer
Drain Plate

TECHNICAL FEATURES

Installation type
Countertop

Dimensions
800mm

Finish
Black Glass

Motor
H800 – 243-500 m³/h

Type of control
Touch Control

Speed settings
4

Lighting
None

Cooking Zones
Front Left – 190x210mm / 1.6 (1.85)kW*
Back Left – 190x210mm / 2.1 (3.00)kW*
Back Right – 190x210mm / 1.6 (1.85)kW*
Front Right – 190x210mm / 2.1 (3.00)kW*
Bridge – 390x210mm / 3.7kW

*Power level

PACKAGING

Net weight
15kg

Volume
m³

Packaging size
Length – mm
Height – mm
Depth – mm

CONSUMPTION AND CONNECTION FEATURES


Maximum consumption
7400W

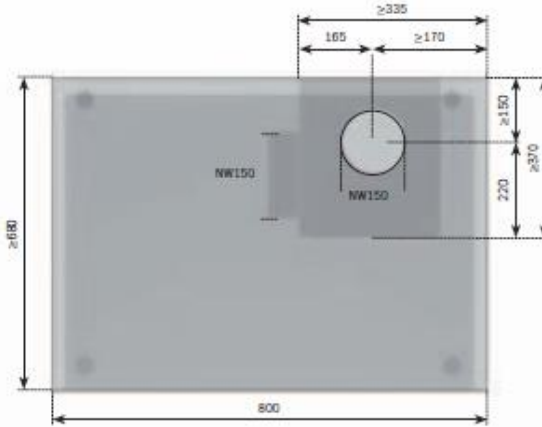
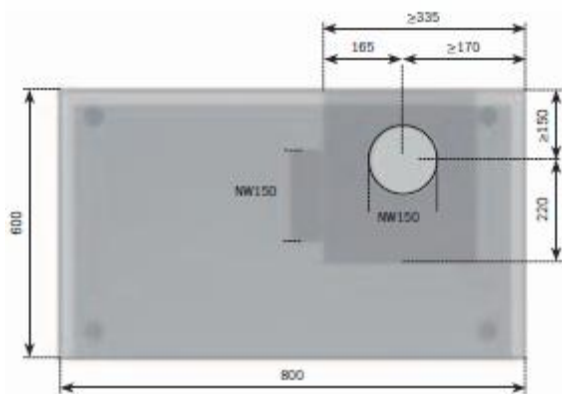
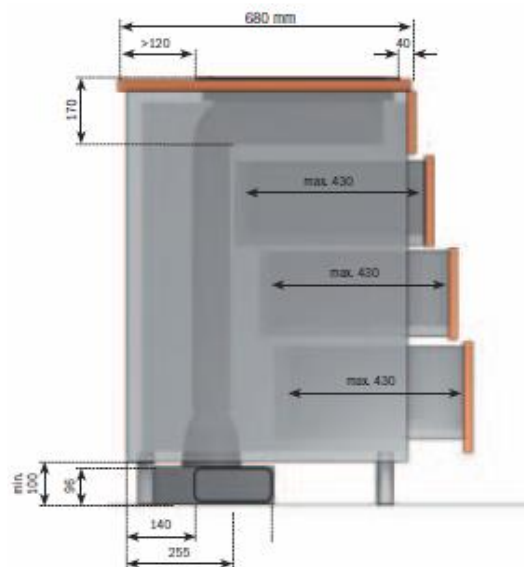
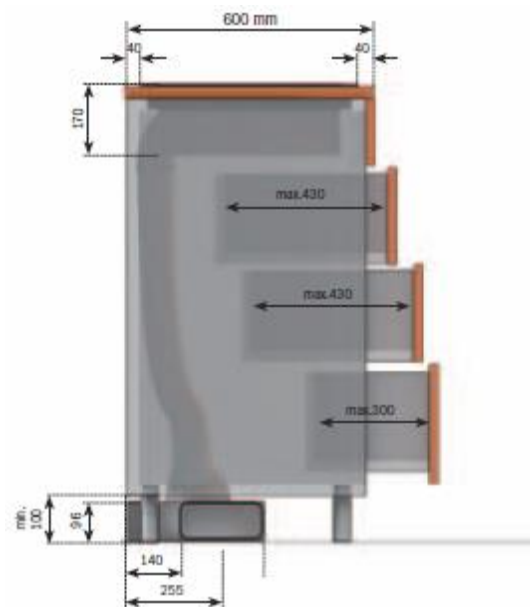
Current
Extractor: 3A Max
Hob: 32A

Voltage
220-240V

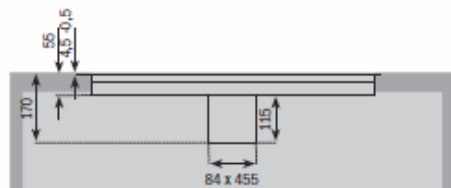
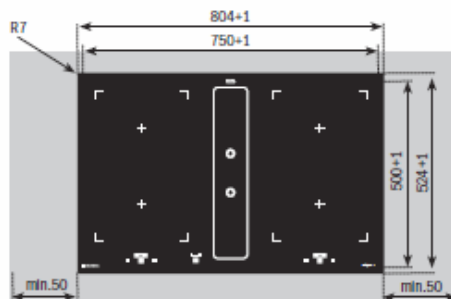
MOTOR TECHNICAL DATA

Motor	H800 Motor
Airflow m ³ /h	243-500
Pressure Pa	600
Noise db	48-68
Power W	115
Outlet Width mm	150
Energy Class	A





Flush Mounting



Countertop Mounting

