



Bach-Evo Countertop Extractor

Version

520mm—Black Glass—AMF10

CAN'T BE USED WITH A GAS HOB



FEATURES

Black Glass
Touch Control
0.66 Litre Collection Channel
New Filter System

TECHNICAL FEATURES

Installation Type
 Countertop

Dimensions
 520mm

Finish
 Black Glass

Motor
 AMF10—217-435m³/h

Type of Control
 Touch Control

Speed Settings
 4

Lighting
 None

Filter
 Metallic Filter—10x325x120

PACKAGING

Net Weight
 8kg

Volume
 0.09m³

Packaging Size
 Length - 790mm
 Height - 340mm
 Depth - 370mm

CONSUMPTION AND CONNECTION FEATURES

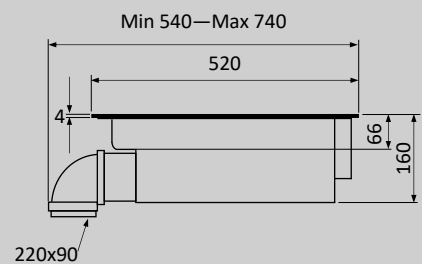
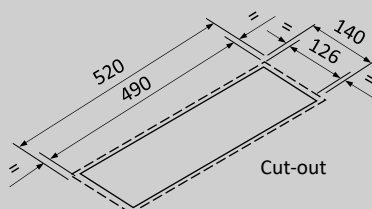
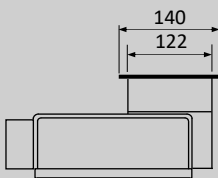
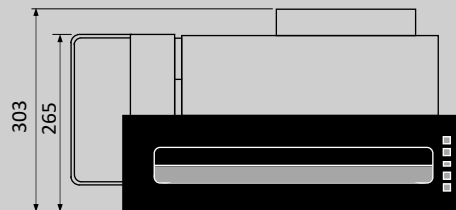
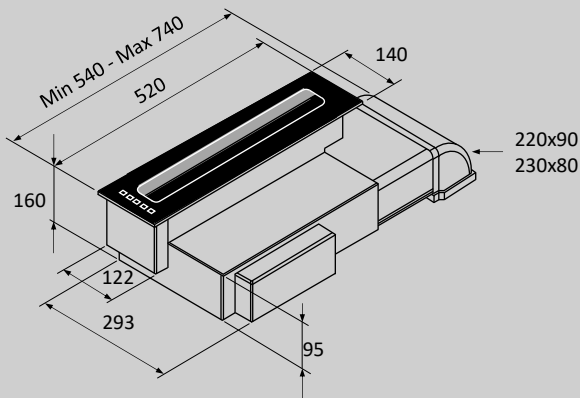
Maximum Consumption
 145W

Current
 3A Max

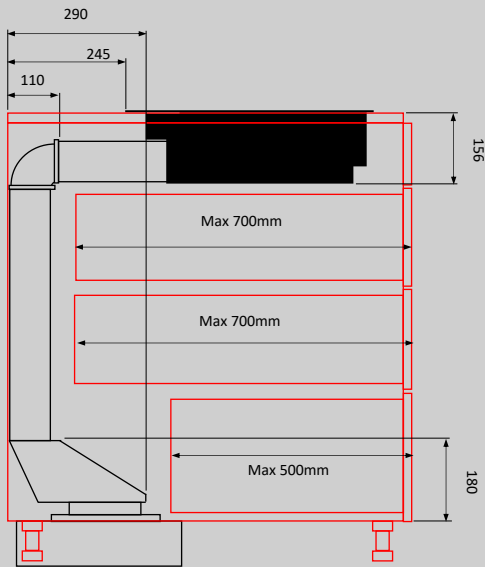
Voltage
 220-240V

Motor Technical Data

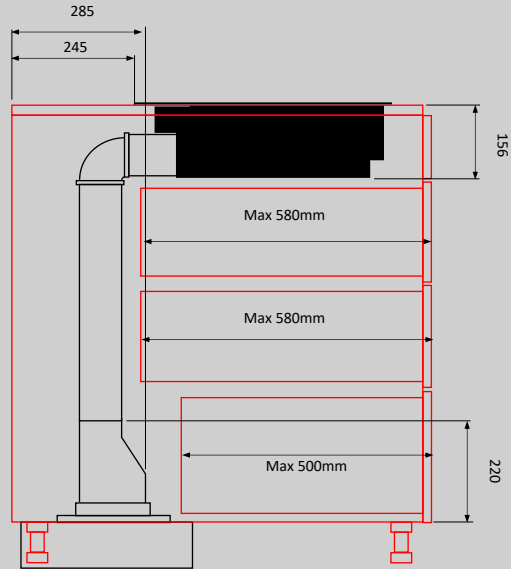
Motor	AMF10 Plinth Motor
Airflow m ³ /h	217-435
Pressure Pa	563
Noise dB	56-72
Power W	145
Outlet Width mm	220x90
Energy Class	B



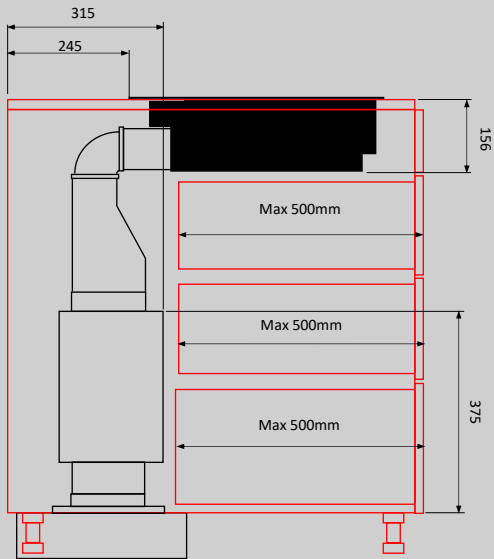
Bach-EVO 520 with F-VRO (Minimum 825mm depth cupboard):



Bach-EVO 520 with F-VRO & F-EST (Minimum 825mm depth cupboard):



Bach-EVO 520 with F-EST & KSIL (Minimum 825mm depth cupboard):



Bach-EVO 520 with KSIL (Minimum 825mm depth cupboard):

